



## **SPECIFICATION FOR W.R.C PLANTATION SHUTTERS**

**Timber used:** WESTERN RED CEDAR

**Blade sizes:** 45mm, 68mm & 85mm X 9.5mm Thick FLAT BLADES  
68mm X 14mm Thick AEROFOIL Blades  
90mm X 16mm Thick AEROFOIL Blades  
115mm X 17mm Thick AEROFOIL Blades

**Fitting types:** Fixed, Hinged, Sliding, BI-folding - with/without tracks

**Stile Size:** 60mm x 30mm thick

**Top Rail:** 90mm to 40mm X 25mm thick

**Mid Rail:** 90mm x 25mm      Helps prevent stiles from bowing out

**Bottom Rail:** 90mm to 140mm x 25mm thick

**Staples:** Stainless Steel      **Pins:** Nylon

**Light Blockers:** Half of a stile on one panel, other half onto the other panel.  
Goes behind the stile in the middle only

**Clearview control:** Available only on 85mm flat blades & 90mm & 115mm Aerofoil  
Blades. Attached to the back left hand side of the panel.

**Panel Sizes:** HINGED & BI FOLDING – MAX. WIDTH recommended 650mm.  
FIXED & SLIDING – MAX. WIDTH recommended 1120mm.  
Panels over 1120mm wide will be made as split panels.

### **Finishes**

Danish Oil  
Coloured Oil  
Rub  
Clear Lacquered  
Stained & Lacquered  
Limed & Lacquered  
White Painted  
Custom Painted  
Cooee Oil  
Intergrain

### **Colours**

- Mid/Light or Mid/Dark  
- Western Cedar, Red gum, Gum leaf & Walnut  
- Terracotta, White & Riviera Blue  
- Mid/Light or Mid/Dark  
- Macadamia, Mahogany, Maple, Golden Oak & Ebony  
- White & Pink  
- White, Deco White, Off White  
- provide colour name, brand of paint and any code etc  
- FOR EXTERNAL APPLICATIONS  
- FOR EXTERNAL APPLICATIONS



## **FINISHES AVAILABLE - W.R.C PLANTATION SHUTTERS.**

### **Danish Oil Finish -**

Danish Oil is a clear oil that enhances the natural beauty and grain of the timber, which will Never peel or crack. It can be used internally or externally as it has been specifically formulated with a UV inhibitor.

We are able to offer a colour selection of timber as - **Mid/Light or Mid/Dark.**

### **Coloured Oil Finish -**

The matt oil finish has been developed as an economical single coat application, which is easy to maintain. The oil is deeply penetrated and can also be used to re-coat the blind if necessary should the slats become dry and/or discoloured in the long term.

Four colour selections are available - **Western Cedar, Red gum, Gum leaf & Walnut.**

### **Clear Lacquered Finish -**

Only the best grade of nitrocellulose lacquer is used for coating the blinds. The lacquer is Water resistant, Scratch resistant and Chemical resistant. The Lacquer finish minimizes the need to re-coat the blind and makes it easier to dust.

We are able to offer a colour selection of timber as – **Mid/Light or Mid/Dark.**

### **Rub Finish -**

Rub finish is a water based liming rub. The rub effect highlights the natural grain in the timber and it is an economical alternative to Limed and Lacquered Finish.

Three colour selections are available – **Terracotta, White and Riviera Blue.**

### **Stained & Lacquered Finish –**

Standard variation will occur in colour of the stains due to any of the following reasons – different base colour of the timber, different density of the timber, variation in drying time and humidity conditions at time of production.

If colour matching is critical, you are advised to send a sample from your colour swatch so we can hand pick the best possible timber to suit your requirements.

Five colours are available – **Macadamia, Mahogany, Maple, Golden Oak and Ebony.**

### **Limed & Lacquered Finish –**

Again as per the Stained and Lacquered Finish – some variation in colours may occur. If colour matching is critical, you are advised to send a sample from your colour swatch so we can hand pick the best possible timber to suit your requirements.

Two colour selections are available – **White or Pink.**

### **White and Custom Painted Finish –**

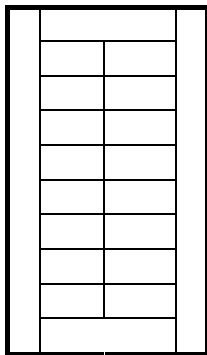
Three white colour selections are available – **White, Off-White and Deco White.**

We can paint any colour desired but we **must** receive a sample as well as colour name, paint brand name and any colour codes.

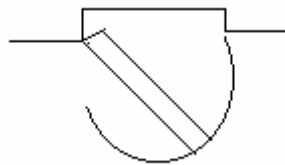


## **FITTING OPTIONS- W.R.C PLANTATION SHUTTERS**

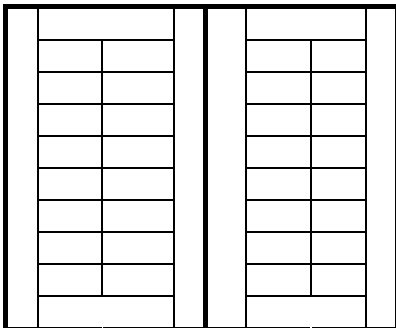
### **1. SINGLE SHUTTER**



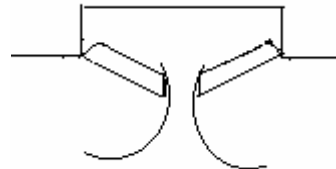
### **HINGED RIGHT OR LEFT**



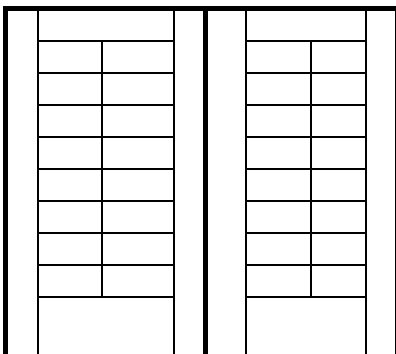
### **2. DOUBLE SHUTTER**



### **HINGING – ALL TYPES**



### **3. BI-FOLDING SETS HINGED**



### **SIDE HINGE – ALL TYPES**

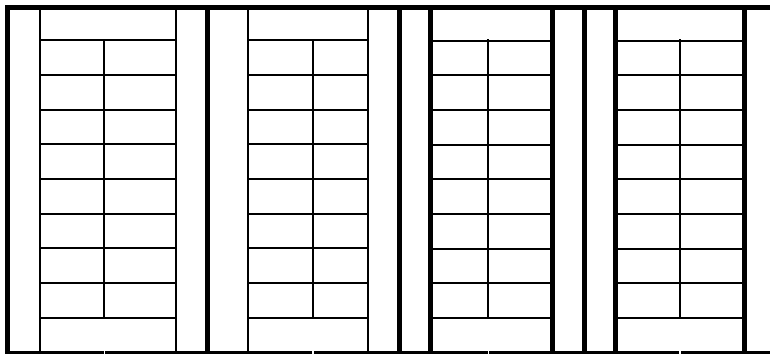
**WIDTH: 300MM TO 650MM**  
**DROP: 400MM TO 3000MM**



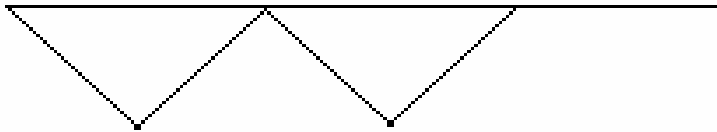


## **FITTING OPTIONS – W.R.C PLANTATION SHUTTERS**

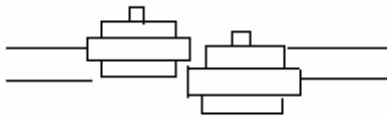
### **4. BI-FOLD SETS ON TRACKS:**



**WIDTH: 300MM TO 650MM**  
**DROP: 400MM TO 3000MM**




### **5. SLIDERS:**



OR  
OR

DOUBLE TRACK WITH MULTIPLE SHUTTERS  
TOP AND BOTTOM TRACK  
TOP TRACK ONLY WITH BOTTOM GUIDES

### **6. FIXED**



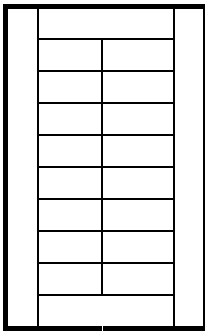
#### **FACE FIX**

- SASH SCREWS
- BARREL BOLTS
- MAGNETIC CATCHES
- BALL CLIPS



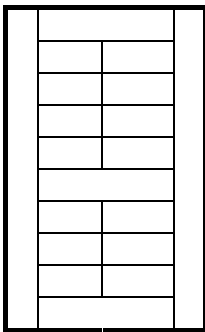
## W.R.C PLANTATION SHUTTER PRODUCT OPTIONS

### 1. NO DIVIDING RAIL



WIDTH: 250MM TO 650MM  
DROP: 400MM TO 1800MM

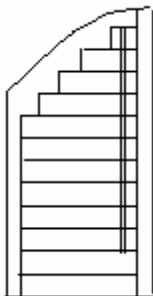
### 2. DIVIDING RAIL (OPTION OF ONE OR TWO DIVIDING RAILS – TWO RAILS ARE RECOMMENDED FOR A SHUTTER WITH A DROP MORE THAN 2800MM)



WIDTH: 250MM TO 650MM  
DROP: 1200MM TO 3200MM

### 3. ANGLED AND ARCH SHUTTERS

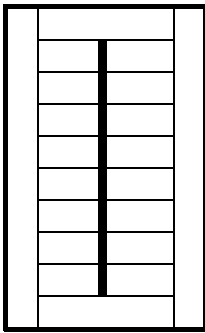
WIDTH: 300MM TO 900MM  
DROP: 500MM TO 2000MM



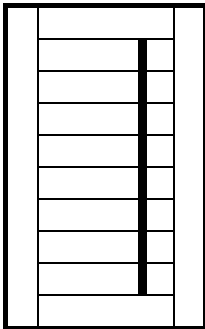


## W.R.C PLANTATION SHUTTER PRODUCT OPTIONS

### 4. CENTRE ROTATION BAR:



### 5. OFF SET ROTATION BAR – LEFT HAND SIDE OR RIGHT HAND SIDE (MINIMUM OF 50MM FROM END OF BLADES)



### 6. CLEAR VIEW CONTROL - IS ALWAYS ON THE BACK LEFT UNLESS OTHERWISE REQUESTED

